



13th – 17th July 2020 Year 5 Home Learning Tasks

TRANSITION








| Weekly Reading Tasks | Weekly Spelling Tasks |
|--|--|
| Monday- Find out about how the Olympic hosts are decided and how the torch is passed between them. | Monday- Ask your child to use these words to write a paragraph about an event that they celebrate: believe, calendar, experience, important, occasion. |
| Tuesday- Watch CBBC Newsround and discuss what is happening in the wider world. How does your child feel about this? | Tuesday- 'Celebration' contains the 'tion' suffix. Your child can practice this spelling rule by playing this game . |
| Wednesday- Watch this clip about a German boy celebrating his birthday. Which part of the day did the boy appear to enjoy most? How do you know that? | Wednesday- Choose pairs of words from the homophones list here . Think of a picture or a sentence for each word, so you remember how to spell and use them correctly. |
| Thursday- Ask your child to listen to the poem 'My Friend Elsie'. Can they identify all of the rhyming words and then add their own? | Thursday- Which words does your child associate with summer and holidays ? List as many as possible and use some of these in their writing over the summer holidays. |
| Friday- Encourage your child to read for enjoyment. See here for a new book. Can your child design an alternative book cover for their chosen book? | Friday- Proofread any writing tasks from this week. Your child can use a dictionary to check any spellings that they're unsure of using the first2/3 letters of the word. |
| Weekly Writing Tasks - see your Transition Learning Project | |
| Weekly Maths Tasks – complete your White Rose Maths or choose to do one of these activities each day: | |
| Monday- On paper and ask your child to show everything they know about Money . This could be pictures, diagrams, explanations, methods etc. | |
| Tuesday- Write the cost of different items (in pounds and pence) around your home on separate pieces of paper. Ask your child to match the values to each item to see if your child has an understanding of how much things cost. Discuss with your child why they put the values where they have. After, get them to choose 2 items and add them together. | |
| Wednesday- Encourage your child to use their knowledge about money to solve the problems in this game . If they find a level too easy, move on to the next level. | |
| Thursday- Make a pretend menu or use the one here . Give your child scenarios linked to the menu such as, 'You have £5.00 to spend, what different combination of items could you buy? Would you have change?'. Or, 'If you had £10 to spend and bought a drink and a sandwich how much change would you have?'. Make up your own problems to solve about the menu. | |
| Friday- Tell your child that they have £200 to organise a child's birthday party for 10 people. Give them things they must buy such as food, cake, entertainment, party bags etc. Can they organise the birthday party? Use food shopping websites to get an idea of prices and round the prices to the nearest £1 or 10p if necessary. Can they design a menu for the party food? How much will they part cost altogether? What sort of entertainment would they like? Have they got enough money in the budget to pay for this? | |

Learning Project – TRANSITION –Year 5

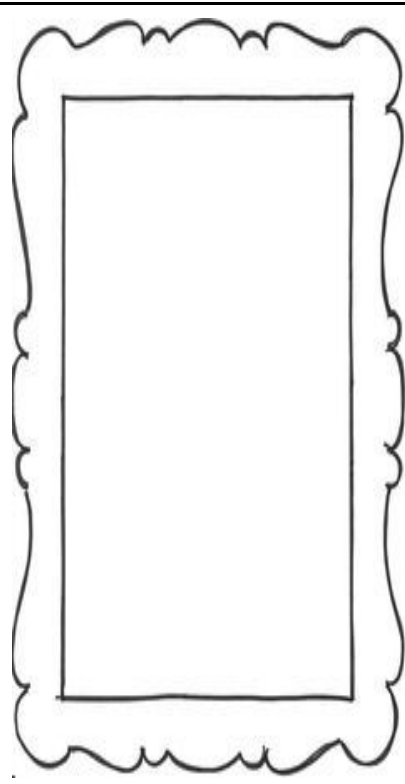




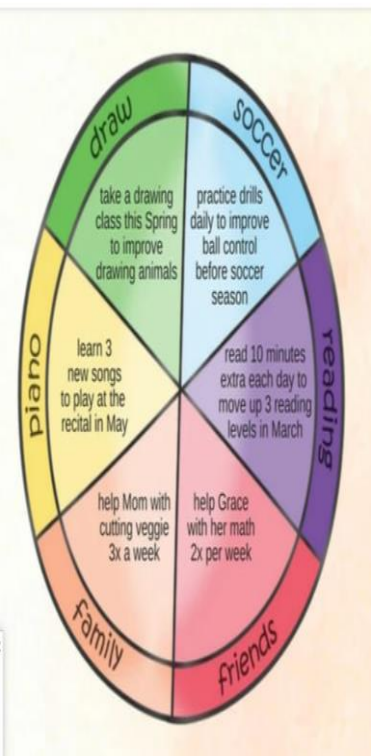
This week's learning project focuses on supporting your child with transitioning to their new class.

It will give them the opportunity to reflect on their time in their current class, discuss their favourite memories and achievements whilst also considering their hopes and dreams for the next academic year.

Transition Activities

| | |
|---|---|
| MEMORIES  | <p>Monday- Starting a new academic year is a time for your child to say farewell to current teachers and classmates and hello to many new faces. It is important for your child to cherish their favourite memories. Ask your child to create a drawing or art piece of their special memory and frame it in a hand-made photo frame. They may choose to draw a favourite lesson, a funny moment with friends, a school trip, their favourite teacher or a job role they were proud of. They may choose to decorate the photo frame provided or to craft their own using card. Click here for photo frame ideas. Share at #TheLearningProjects.</p> |
| ACHIEVEMENTS  | <p>Tuesday- Every child is unique and special. Over the course of the last year, your child will have achieved so much. Whether that's learning their times tables, swimming without armbands or having the confidence to put their hand up in class and offer an answer. Remind your child that an achievement is something that has been accomplished through great effort, skill, perseverance or courage then ask them to mind map all of their achievements this year, both in school and outside of school. Look at the mind map together and ask your child to identify their greatest achievement? Encourage your child to write about this special achievement. How did they accomplish this? What barriers did they face? Who helped them? They could record this as a story featuring themselves as the main character, a newspaper report or even write a rap!</p> |
| SAYING FAREWELL  | <p>Wednesday- Ending the academic year can be a time that is full of mixed emotions for many children. However, whilst many aspects of school life change, many remain the same too. Spend some time with your child discussing all of the similarities and differences between their current class and the new class that they will be going into. For example, their lunchtime may remain the same or they will now get to learn how to play the ukulele. Following this, ask your child to record the similarities and differences using the table below. A new year is also a great time to make new friends. Can your child create a poster that illustrates top tips for making friends and showing kindness? They could speak to family members or their own friends to gather some ideas first.</p> |
| INDIVIDUAL QUALITIES  | <p>Thursday- Art can be a great tool for self-exploration and self-expression. Encourage your child to create a piece of artwork which represents their personality and highlights their individual qualities. This could be a picture or something more abstract using materials available at home. Your child may find listening to their favourite music encourages their own expression. Once completed, ask your child to discuss their artwork with you. What did they want to represent in this piece? How did they try to show off their personality through their artwork?</p> |
| GOAL SETTING  | <p>Friday- Setting goals is an excellent way for your child to try and achieve things that they might not think is possible. Goal setting will also help your child to improve their confidence and self-esteem when they see that they can achieve the target they've set. Create a 'Wheel of Fortune' together (see below). Use the headings: Learning, Friendships, Physical Challenge, Wellbeing and Family. Under each heading, ask your child to write a goal thinking carefully about how long it will take to achieve each goal, who or what can help them and any difficulties they may have to overcome.</p> |

Here are some ideas of how your child could set out their work.

| MEMORIES | ACHIEVEMENTS | SAYING FAREWELL | INDIVIDUAL QUALITIES | GOAL SETTING |
|---|---|---|--|--|
|  |   |  |  |  |

Additional Learning Resources Parents May Wish To Engage With:

- Tips and resources to support transition from Mentally Healthy Schools can be found [here](#).
- Childline wants to help bring out the best in your child through some [easy-to-do activities](#).
- The [BBC Bitesize website](#) has lots of helpful videos to support transition for both parents/carers and children.
- [Parentkind](#) provides handy hints to help prepare your child for their new class.

#TheLearningProjects



